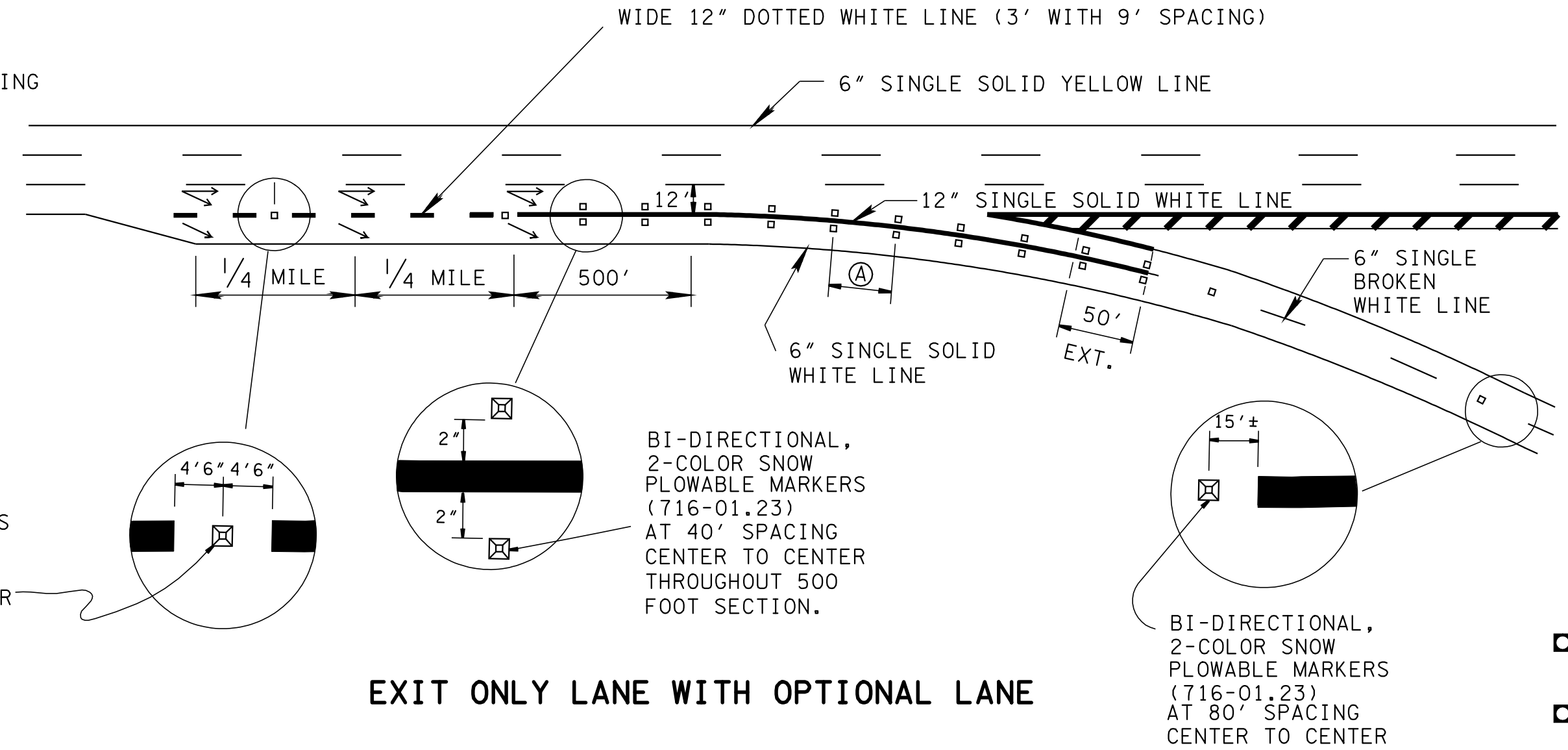
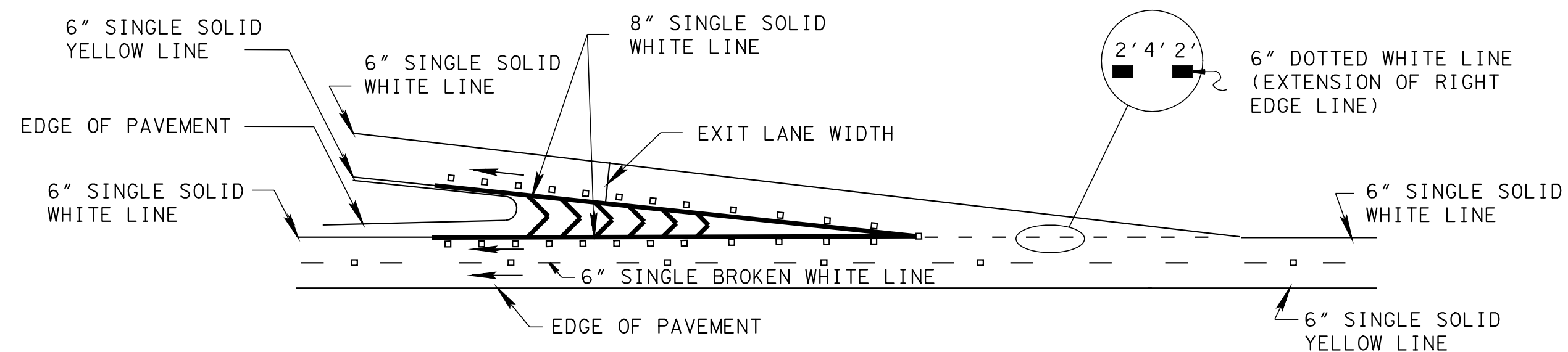


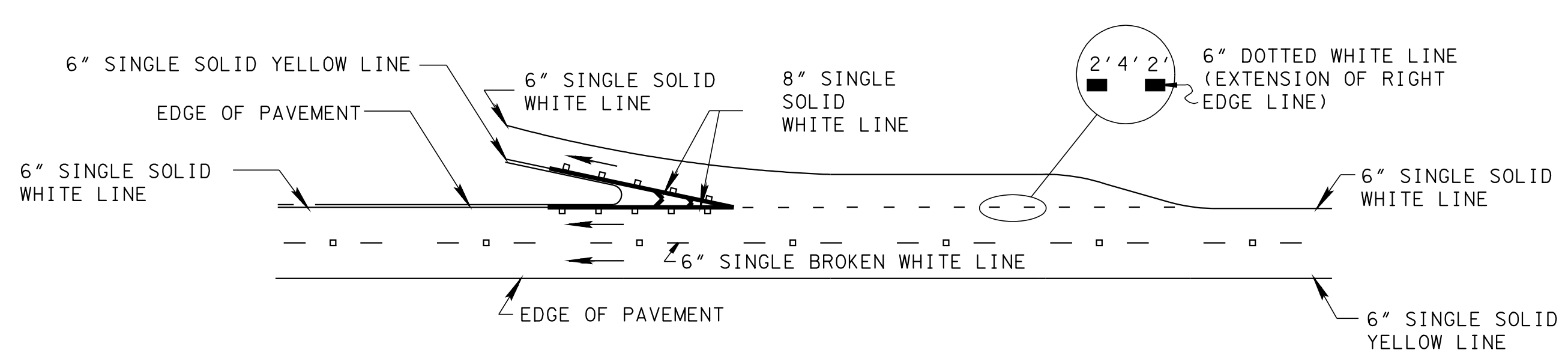
EXIT ONLY LANE



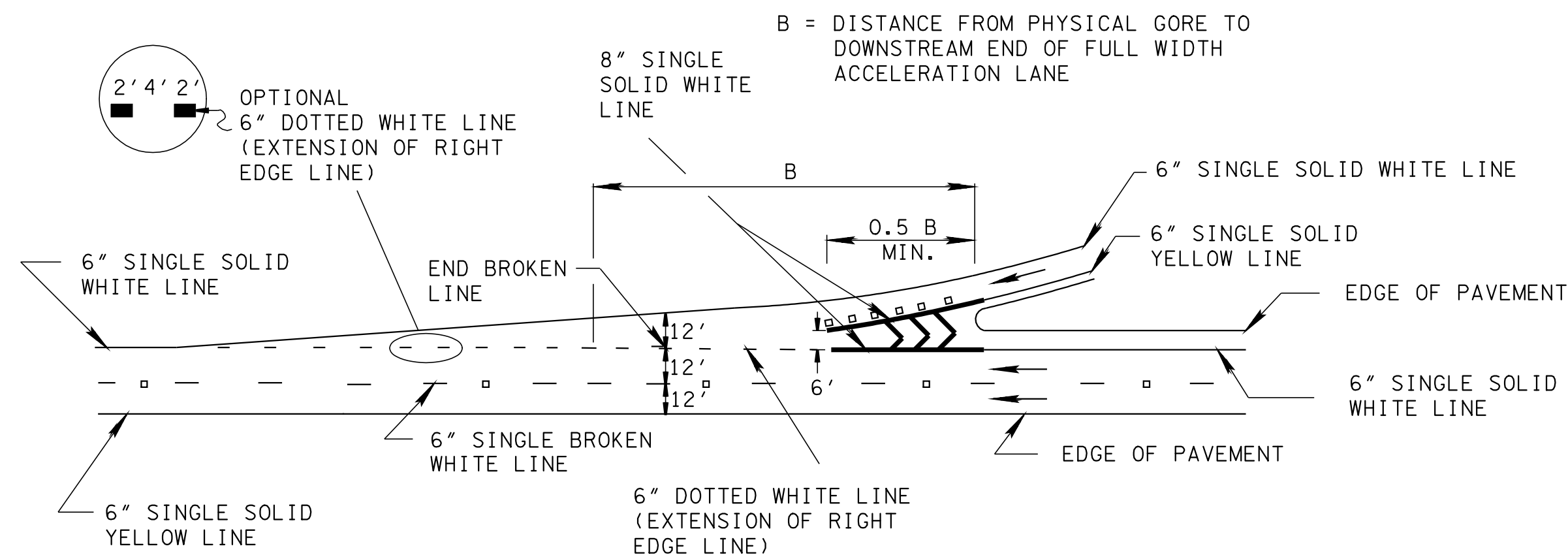
EXIT ONLY LANE WITH OPTIONAL LANE



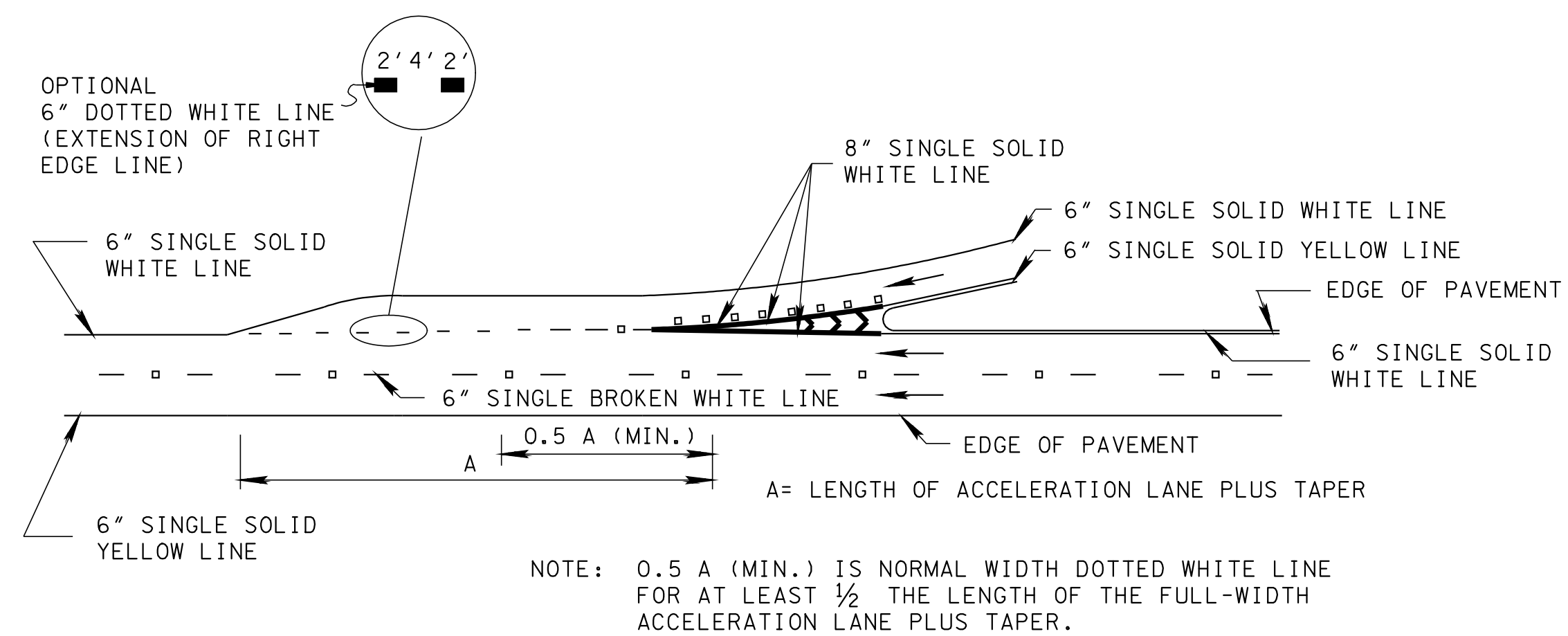
TAPERED DECELERATION LANE
EXIT RAMP



PARALLEL DECELERATION LANE

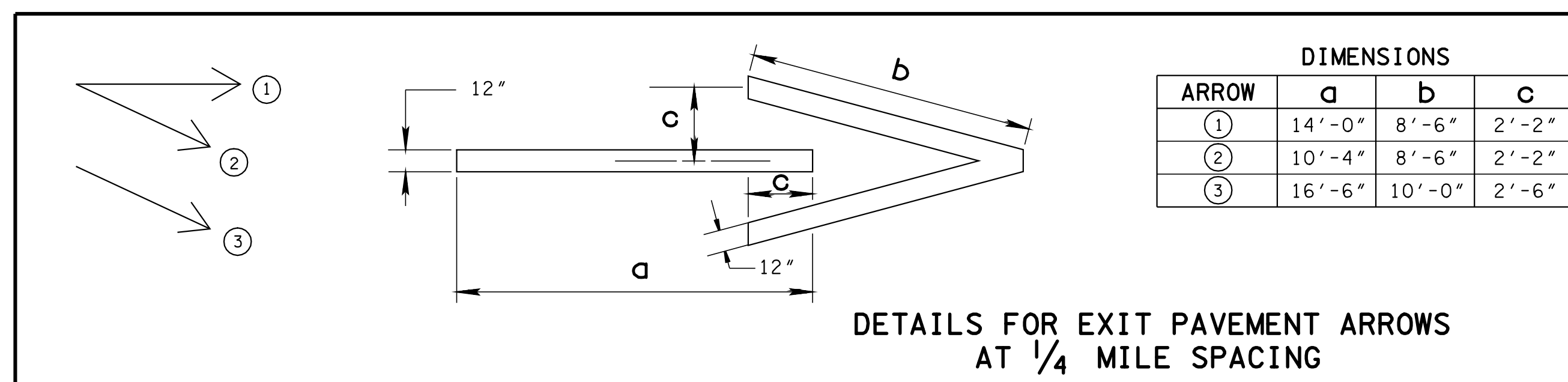


TAPERED ACCELERATION LANE
ENTRANCE RAMP

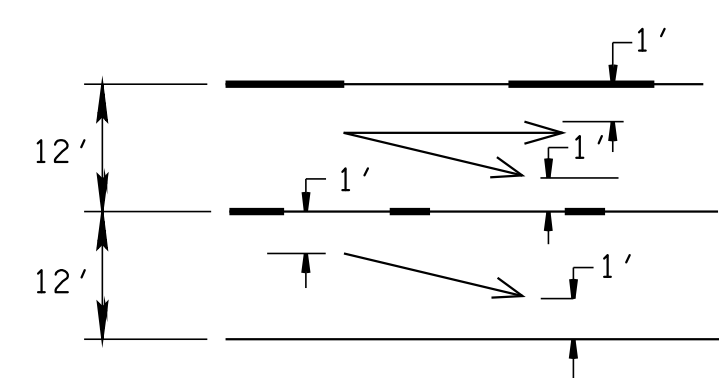


PARALLEL ACCELERATION LANE

NOTE: 0.5 A (MIN.) IS NORMAL WIDTH DOTTED WHITE LINE FOR AT LEAST 1/2 THE LENGTH OF THE FULL-WIDTH ACCELERATION LANE PLUS TAPER.



DETAILS FOR EXIT PAVEMENT ARROWS
AT 1/4 MILE SPACING



ARROW LOCATION SKETCH

GENERAL NOTES

① SEE STANDARD DRAWING NO. T-M-7 FOR GORE MARKING DETAILS.

REV. 2-22-88: ADDED DETAIL FOR "EXIT ONLY" AND FOR PARALLEL ACCELERATION LANE MARKING. CHANGED SHEET TITLE AND DWG. NO. FROM T-M-3 TO T-M-6. ADDED NOTES. ADDED DETAILS FOR TWO LANE EXIT AND PAVEMENT ARROWS. ADDED DOTTED LINES AT EXIT RAMPS.

REV. 10-30-90: REDREW AND REORGANIZED SHEET, CHANGED WIDTH OF EXIT PAVEMENT ARROWS TO 12".

REV. 3-20-91: ADDED MONO-DIRECTIONAL PAVEMENT MARKERS (CLEAR) TO EXIT ONLY LANE DETAIL AND TWO LANE EXIT WITH OPTIONAL LANE DETAIL. CHANGED GENERAL NOTES, ON REMAINDER OF SHEET CHANGED TYPE 2 PAVEMENT MARKERS (CLEAR) TO MONO-DIRECTIONAL PAVEMENT MARKERS (CLEAR).

REV. 10-26-92: ADDED GENERAL NOTE ①.

REV. 12-18-92: MOVED MONO-DIRECTIONAL PAVEMENT MARKERS (CLEAR) FROM INSIDE OF CHANNELIZATION MARKING TO OUTSIDE OF CHANNELIZATION MARKING.

REV. 1-19-94: IN DETAIL FOR TWO LANE EXIT WITH OPTIONAL LANE, EXTEND RAMP AND ADD PAVEMENT MARKERS.

REV. 7-29-98: CHANGED WIDTH OF CENTERLINES, EDGELINES AND DOTTED WHITE LANE LINES FROM 4 TO 6 INCHES. CHANGED USE OF DOTTED WHITE LANE LINES IN PARALLEL AND TAPERED ACCELERATION AND DECELERATION DETAILS.

REV. 9-1-09: ADDED 6" BROKEN WHITE LINE TO PARALLEL ACCELERATION LANE.

REV. 11-1-11: REVISED PAVEMENT MARKINGS FOR EXIT ONLY LANE DETAIL, EXIT ONLY WITH OPTIONAL LANE DETAIL, TAPERED ACCELERATION LANE DETAIL AND PARALLEL ACCELERATION LANE DETAIL. DELETED GENERAL NOTE ②.

REV. 1-12-12: CHANGED SNOW PLOWABLE MARKERS FROM MONO-DIRECTIONAL TO BI-DIRECTIONAL 2-COLOR.

REV. 5-24-12: REVISED PAVEMENT MARKINGS FOR TAPERED ENTRANCE AND EXIT AND PARALLEL ENTRANCE AND EXIT RAMPS.

REV. 6-22-12: REVISED SPACING FOR SNOW PLOWABLE MARKINGS IN EXIT ONLY DETAILS.

MINOR REVISION -- FHWA APPROVAL NOT REQUIRED.

STATE OF TENNESSEE
DEPARTMENT OF TRANSPORTATION

MARKING DETAIL
FOR
EXPRESSWAY & FREEWAY
INTERCHANGES

T-M-6